



# AUSCO

Australian Cultural Orientation Program

## ACTIVITY BOOK



Australian Government  
Department of Social Services

Delivered by International Organization  
for Migration on behalf of the Australian  
Department of Social Services



# How to use the activity book



This information is written in an easy to read way. We use pictures to explain some ideas.



This information has been delivered by the International Organization for Migration (IOM) for the Australian Department of Social Services (DSS).














**Australian Government**

**Department of Social Services**



You can ask for help to read what is in this folder. A friend, family member or support person may be able to help you.

# Table of contents

	Getting started . . . . .	2
	Unit 1 Australia – an overview . . . . .	6
	Unit 2 Settling In . . . . .	13
	Unit 3 Housing . . . . .	17
	Unit 4 Health . . . . .	22
	Unit 5 Money . . . . .	26
	Unit 6 Education . . . . .	33
	Unit 7 Employment . . . . .	39
	Unit 8 Law . . . . .	44
	Settlement stories . . . . .	48
	Attainment record . . . . .	51

# Getting started



Welcome to the Australian Cultural Orientation Program (AUSCO).



The aim of AUSCO is to:

- give you information for your journey to Australia



- answer your questions about Australia



Let us start by finding out what you want to know.

Write your questions in the table under the heading 'Questions'.





AUSCO will give you lots of information.

You might hear the answer to one of your questions during AUSCO.



It can be hard to remember it all.



Write your answers in the table under the heading 'Answers'.

## Your questions about Australia

[illegible]



When AUSCO has finished:


- look at your questions again



- check to see if you have all the answers you need



Some questions will be easier to answer when you are in Australia.



You should take your AUSCO folder with you to Australia.

# Unit 1 Australia – an overview



Australia is a country full of:

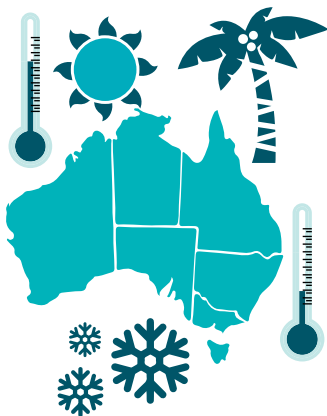
- opportunities
- new experiences



It is a very large country – the 6th largest country in the world.



This makes each area of Australia different.



In the north the weather and conditions are tropical.

In the south the weather and conditions can be quite cool.





**23 million**

Even though it is a big country, Australia does not have a big population – about 23 million people.



Most people live in cities on the coast.



There are also towns and cities further inland – away from the coast.



Canberra is Australia's capital city.



As you settle into your new life in Australia you will learn more about the different parts of the country.

You will be most interested in the city or town you live in.

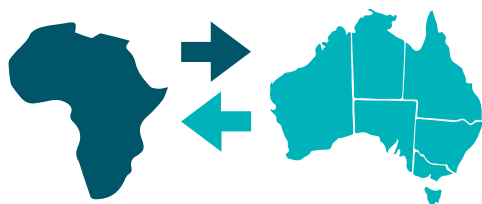


## Activity

### Comparing Australia to other countries



Use the map to show where you will be settled when you arrive in Australia.




How big is your home country when you compare it to Australia?




Can you draw it on the map on the next page?





What is the same or different about:

- the place you are moving to from where you live now, or where you have lived before?




- the weather and conditions?



- the population – the people who live there?



- the industries – the work people do and the jobs people have?



- the landscape?



Australians come from all over the world.

Almost half of all Australians:

- were born overseas
- have a parent who was born overseas



They have brought different customs with them.





## Unit 2 Settling In




To settle easily into life in Australia you should:

- find work
- learn English



This might take some time.



You can get support from the government to help you adjust to your new life.



You can get help to access Government services from your:

- caseworker
- proposer



## Activity



Complete the following table.

Write down what support you think you will get when you arrive in Australia.

Also write down where you got the information from.



At the end we will look back at what you wrote to see if you need to change anything.

<b>I think I will get this support when I arrive in Australia</b>	<b>Where I got this information</b>	<b>Was I right?</b>
At the airport		
Housing		
Money		
Education		
Medical care		
Household goods – furniture		
Benefits – payments from the Government		
Food		
Employment – work and jobs		
Child care		



## Activity



Can you match the service with the provider?

The Settling In pamphlet can help you with this activity.

**Caseworker**

**Centrelink**

**Medicare**

**Adult Migrant  
English Program  
(AMEP)**

**Translating and  
Interpreting Service  
(TIS National)**

**Special Broadcasting  
Service (SBS)**

**Public library**

Payments for:

- child care
- living support

Classes for learning  
English

Books, newspapers and  
magazines in different  
languages to borrow

Person to help you:

- settle in
- find and use services

Helps to pay for  
medical bills

Interpreting information  
so you can hear it in your  
own language

Radio and television news  
in many languages

## Unit 3 Housing



In Australia there are many different types of homes you can live in.



Housing in the cities is different from the:

- suburbs



- regional towns



The houses are probably different from the ones you are used to.

\$\$\$\$\$



In Australia it can cost a lot to rent or buy a home.



When you first arrive you will need to rent a home.



## Activity



Compare where you live now with where you might live in Australia.

1	2	3

Fill in the third column when you get to Australia.



Now	Now	In 2 months
How much do you pay to live where you live now?	How much do you think you will need to pay when you live in Australia?	How much do you pay?
How many rooms do you have where you live now?	How many rooms do you think you will have when you live in Australia?	How many rooms do you have?
What facilities do you have where you live now?	What facilities do you think you will have where you live in Australia?	What facilities do you have?
Will your home in Australia be better, the same or worse than where you live now? In what ways?	Is your home in Australia better than what you expected?	



## Activity



There are some important words you need to learn.



They will help you when you need to rent a home.



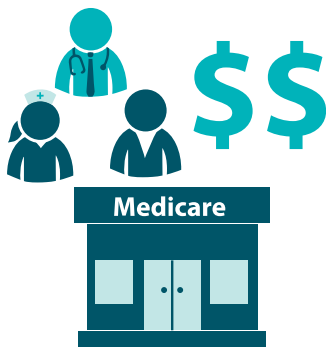
Translate these words into your language so you have a useful list to look at when you arrive in Australia.



The Housing pamphlet can help you with this activity.

English	Your language
Lease	
Landlord	
Tenant	
Real estate agent	
Bond	
Utilities	
Condition report	
Inspection	
Accommodation	
Rent	

## Unit 4 Health



Australia has a good health care system called Medicare.




It might be different to what you are used to.



Medicare can give you health care that is:

- free



- paid for in part by the Government



You still need to pay for some services, such as:

- dentists



- eye glasses

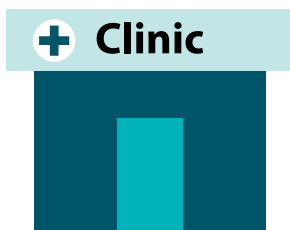


You will see a doctor for most of your medical treatment.

In Australia, doctors are also called General Practitioners or GPs.



If your medical problem needs special attention, your doctor might send you to a specialist.



On the next page is a flowchart that shows you what might happen when you visit a doctor.



Follow the steps.

Try and work out how they are different to your own experiences of visiting a doctor.



Your first step is to visit your doctor when you:

- feel sick
- have a health problem

1. Call your doctor to make an appointment – a day and time to see them.



2. The doctor can help:

- fix your problem
- answer your question or concern
- they may write you a prescription for some medicine



3. Take your prescription to the chemist.

You might have to wait while the chemist gets your medicine ready.

It could take up to 15 minutes.

4. Instructions for taking your medicine will be printed on the:

- box
- bottle



5. If the doctor wants to know more about your health problem, they will ask you to get some tests done.

They will:

- write a referral for you to get tests at a clinic



6. Take your referral to the clinic and get the tests done.

The clinic will send the results from your tests to the doctor.

7. You might need to see your doctor again.

It depends on the results of your tests.



8. If the doctor cannot fix your medical problem, they might refer you to a specialist doctor.

They will give you a referral letter.



9. Call the specialist and make an appointment.

Take your referral letter with you.





## Activity



Write these key health terms in your language.



The Health and Staying Safe pamphlets can help you with this activity.

English	Your language
doctor	
the health care system	
specialist	
chemist	
prescription	
hospital	
emergency	
dentist	
appointment	
medicine	

# Unit 5 Money



When you first get to Australia you will need to:

- open a bank account

## Centrelink



- register with Centrelink for support payments



You can then learn about:

- currency – the money used in Australia – dollars and cents



- budgeting – managing your money



## Activity



Learn a few English words about:

- banking



- the money used in Australia



Write the English word for these common banking terms.



The Money pamphlet can help you with this activity.

	English
<p>This account protects your money from being:</p> <ul style="list-style-type: none"> <li>• stolen</li> <li>• lost</li> </ul>	
<p>Password for using your bank card at:</p> <ul style="list-style-type: none"> <li>• Automatic Teller Machines (ATMs)</li> <li>• EFTPOS</li> </ul> <p>It is important to keep this password safe from strangers.</p>	
<p>A card which allows you to pay for goods and services with borrowed money.</p>	
<p>A machine which allows you to take money out of your bank account.</p> <p>You need to use your Personal Identification Number (PIN).</p>	
<p>Lets you pay for goods in most shops with the money you have in your bank account.</p> <p>You use your bank card instead of cash.</p>	

## Australian currency



Whose picture is on the front of the Australian \$5 note?

---



Name the animal on the Australian \$1 coin?

---



Your caseworker or proposer will help you settle in to life in Australia.



You will need to work out how to manage your money.



The cost of living in Australia can be high.



- meet your needs
- reach your goals



---

This image shows a single sheet of white paper with horizontal ruling lines. The lines are evenly spaced and run across the width of the page. There are no margins, text, or other markings on the paper.





## Activity

### Budgeting

Here is a way to think about budgeting.



List a few items in each section.



It might be different in 2 months.



Try again once you have settled in your new home.

Now	In 2 months
<p><b>Fixed expenses</b> – things you need to pay for.</p> <p>They must be paid so you do not cause problems for your family.</p>	
<p><b>Flexible expenses</b> – things you can make choices about paying for.</p> <p>You need the product or service but you can decide how much you:</p> <ul style="list-style-type: none"> <li>• buy</li> <li>• use the service</li> </ul>	
<p><b>Extras</b> – things you have total freedom about paying for.</p> <p>You might like to have them but you do not need to buy them.</p>	

## Unit 6 Education



As you make plans to move to Australia you might think about:

- the type of life you will live



- the type of job you might have



- how your family will settle into a new community



How well you settle in depends on how hard you try to:

- learn English



- follow opportunities to learn new things



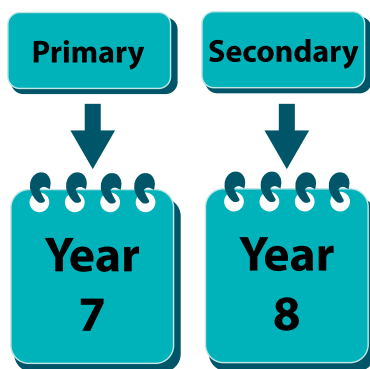
## Activity



The School Education pamphlet can help you with this activity.

## School in Australia

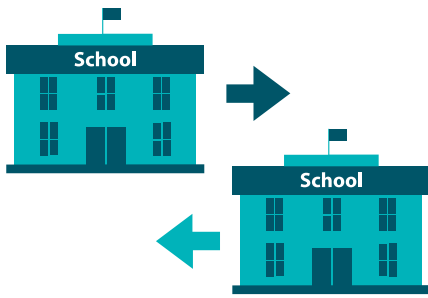
Level	Age (approximate)	Grade
Preschool	3–5	
Kindergarten	5–6	
Primary school	6–12	1–6
High school/secondary school	12–18	7–12



In some states primary school ends at Year 7 and high school starts in Year 8.



Ask your proposer or caseworker for more information.



Write down how school in Australia is the same or different from:

- where you live now
- where you have lived before



Free government education for children.



Preschool for 4 year old children.



It is the law that children between the ages of 5 and 17 have to go to school.



Girls and boys going to school together.



Parents taking part in:

- school events
- their child's education



In Australia there is a close link between:

- education
- employment opportunities – work and jobs



As you get ready to live in Australia, you will need plans to meet your educational needs.



## Activity

### Planning for learning and working in the future



The Adult Education pamphlet can help you with this activity.



Put a tick in the column that shows how important these services are to you.

Service	Very important	A bit important	Not very important
Attending an AMEP course			
Completing a high school certificate at a Technical and Further Education (TAFE) college			
Completing a trade or skills course at TAFE			
Enrolling in an undergraduate university course			
Enrolling in a post graduate university course			
Attending a community education course			



Your caseworker or proposer will help you to find and use adult education services.

- What plans can you make that will help?
- What documents do you need to take with you?



What questions do you have about education that you want to find answers for when you arrive in Australia?



# Unit 7 Employment



In Australia lots of people try and get the same job.



Jobs are given to people who have the right:

- skills
- qualifications



How well you speak English can be very important.



Many people who do skilled jobs might have to get unskilled jobs until they:

- learn English
- get their qualifications recognised or upgraded



Remember:

- it takes time
- there are government services that help people
  - learn English
  - find work or training





## Activity



The Employment pamphlet can help you with this activity.



**True** **False**

Read the statement and mark it True or False.

Statement	True	False
1. jobactive can help me find a job	True	False
2. I will receive income support when I arrive in Australia	True	False
3. My caseworker must find me a job	True	False
4. English skills are important for getting a job	True	False
5. Volunteers get paid	True	False
6. You do not have to pay taxes in Australia	True	False
7. Men and women are treated equally in the workplace	True	False
8. Once you have a job you must tell Centrelink	True	False
9. Being on time for work is important	True	False
10. Young children can work instead of going to school	True	False



## Activity

### Learn some English words



These are words you should learn to help you understand what you need to know about employment in Australia.



Translate these words into your language so you have a helpful list when you arrive in Australia.

English	Your language
Tax File Number	
Bank account	
Work experience	
Interview	
Reference	
Qualifications	
Volunteer	



## Activity

### Planning for a job in Australia



What type of job would you like to have in Australia?



Make a plan for how you can get this job.



Tick the Yes or No column in the table below.

Do I have these?	Yes	No
English language skills		
Qualifications for this type of work		
Experience or skills doing this type of work		
References		
Resume		
Interview skills		
Ability to accept challenges and set-backs		
Information on how to get this job		



Make any notes about what you want to find out more about when you are in Australia.

---

---

---

---

## Unit 8 Law



Your beliefs and culture affect the way you see and interact with the world.



As you settle into Australia, you will be faced with different ways of living and believing.



This can be challenging, especially if the values and beliefs are different to your own.

It is important to remember that Australia has a secular legal system – a legal system that is not connected to a religion.



It means Australia is a safe society where people:

- are treated equally
- take responsibility for their actions and behaviours



## Activity



Laws in Australia may be different from those in:

- your country
- other countries you have lived in



Tick the chart on the next page to show if Australian laws are the same or different.

Mark the ones that challenge your:

- culture
- beliefs



The Australian Law pamphlet can help you with this activity.

<b>Laws about:</b>	<b>Same</b>	<b>Different</b>	<b>Challenging to my culture and beliefs</b>
<ul style="list-style-type: none"> <li>giving money to government officials</li> </ul>			
<ul style="list-style-type: none"> <li>the jobs police have</li> </ul>			
<ul style="list-style-type: none"> <li>secular laws, not religious laws</li> </ul>			
<ul style="list-style-type: none"> <li>domestic and family violence</li> </ul>			
<ul style="list-style-type: none"> <li>violence as a form of punishment</li> </ul>			
<ul style="list-style-type: none"> <li>carrying knives or other weapons in public places</li> </ul>			
<ul style="list-style-type: none"> <li>marriage</li> </ul>			
<ul style="list-style-type: none"> <li>the age of consent</li> </ul>			
<ul style="list-style-type: none"> <li>alcohol and smoking</li> </ul>			
<ul style="list-style-type: none"> <li>drugs</li> </ul>			
<ul style="list-style-type: none"> <li>equal rights for women</li> </ul>			
<ul style="list-style-type: none"> <li>driving a car</li> </ul>			





Write down anything you would like to know more about when you arrive in Australia.



For example:

- the number to call in an emergency



- the nearest police station



- information about laws



- information about driving a car



- information about how to discipline your children within Australian law

# Settlement stories



Refugees have been settling in Australia since World War 2.



They have been an important part of Australia's:

- society



- culture



- economy



Each refugee has a story to tell about their journey.



## Activity



Read the story given to you by your AUSCO trainer.



Talk about the journey in the story with your class.



What challenges did the person in the story face?

---

---

---

---

---

---

---

---



What did the person in the story do to get through their challenges?

---

---



In what ways is the person in the story like you?

---

---



Write down what you think your settlement story will be.

---

---

---

---

---

---

---

---

---

---

# Attainment record



This attainment record is a way to keep track of what you learn.



It will help you see:

- what you have already learned



- what you still need to learn




You need to think about how confident you feel when you read each learning outcome.



If you feel very confident, put a cross in the box.



If you feel you know a bit but still need to learn more, put a slash in the box.



If you think you do not know anything about that learning outcome, leave the box empty.

We do not expect you to put a cross in every box.



AUSCO is an introductory program.



You will achieve many of the learning outcomes when you have:

- experienced life in Australia



- taken part in more orientation programs

# Overview of Australia



Do you?	
<ul style="list-style-type: none"><li>• know English is the national language of Australia</li></ul>	
<ul style="list-style-type: none"><li>• know Australia is a big continent with different weather and conditions in different parts</li></ul>	
<ul style="list-style-type: none"><li>• understand that Australian society has many cultures</li></ul>	
<ul style="list-style-type: none"><li>• understand that many of the people who live in Australia are migrants</li></ul>	
<ul style="list-style-type: none"><li>• understand why the Australian Government is democratic – everyone can take part in how the country is run</li></ul>	
<ul style="list-style-type: none"><li>• know Aboriginal and Torres Strait Islanders have been living in Australia for around 50,000 years</li></ul>	

Can you?	
<ul style="list-style-type: none"><li>• ask questions about life in Australia</li></ul>	
<ul style="list-style-type: none"><li>• name Australia's<ul style="list-style-type: none"><li>○ states</li><li>○ territories</li><li>○ capital cities</li></ul></li></ul>	
<ul style="list-style-type: none"><li>• talk about the times in Australia's history when big groups of migrants arrived</li></ul>	

Can you?	
<ul style="list-style-type: none"> <li>name some of the different ways people in Australia might behave</li> </ul>	
<ul style="list-style-type: none"> <li>explain               <ul style="list-style-type: none"> <li>the rights you have and the things you need to do as part of Australia's democracy</li> <li>how elections work in Australia</li> </ul> </li> </ul>	
<ul style="list-style-type: none"> <li>name the main Australian political parties</li> </ul>	
<ul style="list-style-type: none"> <li>name the important public holidays in Australia and explain why people celebrate on those days</li> </ul>	

Can you do these?	
<ul style="list-style-type: none"> <li>finish the citizenship test</li> </ul>	
<ul style="list-style-type: none"> <li>enrol to vote</li> </ul>	
<ul style="list-style-type: none"> <li>find information about political parties and what their goals are</li> </ul>	



## Settlement services



Do you?	
<ul style="list-style-type: none"> <li>understand it can take some time to settle into a new country</li> </ul>	
<ul style="list-style-type: none"> <li>understand that there will be challenges when you are first settling in</li> </ul>	
<ul style="list-style-type: none"> <li>know how important it is to ask for help when you need it</li> </ul>	
<ul style="list-style-type: none"> <li>know about the government and community services you can use to help you settle in</li> </ul>	
<ul style="list-style-type: none"> <li>understand you will have a caseworker to help you</li> </ul>	
<ul style="list-style-type: none"> <li>know about the important things you must do when you arrive in Australia</li> </ul>	

Can you?	
<ul style="list-style-type: none"> <li>name the important things you must do when you arrive in Australia</li> </ul>	
<ul style="list-style-type: none"> <li>explain the work done by                             <ul style="list-style-type: none"> <li>caseworkers</li> <li>proposers</li> </ul> </li> </ul>	

Can you?	
<ul style="list-style-type: none"> <li>• find the government and community services you can use to help you settle in</li> </ul>	
<ul style="list-style-type: none"> <li>• find services in your community that you could use such as               <ul style="list-style-type: none"> <li>○ sports clubs</li> <li>○ social groups</li> </ul> </li> </ul>	

Can you do these?	
<ul style="list-style-type: none"> <li>• use translating and interpreting services</li> </ul>	
<ul style="list-style-type: none"> <li>• write your basic information on forms you need to fill out</li> </ul>	
<ul style="list-style-type: none"> <li>• use public transport</li> </ul>	
<ul style="list-style-type: none"> <li>• open a bank account</li> </ul>	
<ul style="list-style-type: none"> <li>• register with Centrelink</li> </ul>	
<ul style="list-style-type: none"> <li>• register with Medicare</li> </ul>	
<ul style="list-style-type: none"> <li>• enrol in an English program</li> </ul>	

# Housing



Do you?	
• know there are many different types of housing	
• know you must pay rent to live in a home owned by somebody else	
• know the cost of renting a home can be different across Australia	
• know how much you can afford to pay	
• know you need to take care of the home you rent	
• know the first place you live in when you arrive in Australia might only be your home for a short time	
• understand single people might need to share a home	

Can you?	
• use important words about finding and renting a home	
• name the services you need to: <ul style="list-style-type: none"> <li>• have connected</li> <li>• pay the bills for</li> </ul>	
• name where you could get help to find a place to live	
• name the <ul style="list-style-type: none"> <li>• rights you have as a tenant</li> <li>• things you need to take care of in the home you rent</li> </ul>	
• name the <ul style="list-style-type: none"> <li>• rights the landlord has</li> <li>• things the landlord needs to take care of in the home you rent</li> </ul>	

Can you do these?	
• find homes that you could live in that would be right for you	
• fill out important forms so you can rent a home	
• get services connected to the home you rent	



Do you?	
<ul style="list-style-type: none"> <li>• understand there are health checks you must have                             <ul style="list-style-type: none"> <li>○ before you arrive in Australia</li> <li>○ after you arrive in Australia</li> </ul> </li> </ul>	
<ul style="list-style-type: none"> <li>• understand that it is better for your children if they have immunisations</li> </ul>	
<ul style="list-style-type: none"> <li>• know that some schools need to see a record of the immunisations your child has had</li> </ul>	
<ul style="list-style-type: none"> <li>• understand Medicare can help you pay for health care</li> </ul>	
<ul style="list-style-type: none"> <li>• understand that not all health care services are free, for example                             <ul style="list-style-type: none"> <li>○ dental care</li> <li>○ optometry – eye care</li> </ul> </li> </ul>	
<ul style="list-style-type: none"> <li>• understand that mental health is part of your health and there are free counselling services you can use for support</li> </ul>	
<ul style="list-style-type: none"> <li>• know to bring your medical documents to Australia with you</li> </ul>	

Can you?	
<ul style="list-style-type: none"> <li>• explain where you would go to get a health check when you arrive in Australia</li> </ul>	
<ul style="list-style-type: none"> <li>• explain what Medicare can help pay for</li> </ul>	

Can you?	
<ul style="list-style-type: none"> <li>• talk about               <ul style="list-style-type: none"> <li>○ the difference between public and private health care services</li> <li>○ how private health insurance can help you</li> </ul> </li> </ul>	
<ul style="list-style-type: none"> <li>• explain               <ul style="list-style-type: none"> <li>○ what different health care services do</li> <li>○ how you can find them and use them</li> </ul> </li> </ul>	
<ul style="list-style-type: none"> <li>• talk about why it is important to do things that keep you healthy, such as immunisation</li> </ul>	
<ul style="list-style-type: none"> <li>• name the mental health and counselling services you could use near where you will live</li> </ul>	

Can you do these?	
<ul style="list-style-type: none"> <li>• get all the health checks you need when you arrive in Australia</li> </ul>	
<ul style="list-style-type: none"> <li>• register for Medicare</li> </ul>	
<ul style="list-style-type: none"> <li>• do what you need to do so you and your family can be healthy</li> </ul>	
<ul style="list-style-type: none"> <li>• call emergency services if you need them</li> </ul>	
<ul style="list-style-type: none"> <li>• find and use the health care services you need</li> </ul>	
<ul style="list-style-type: none"> <li>• talk to other people about your health care needs               <ul style="list-style-type: none"> <li>○ on your own</li> <li>○ using an interpreter</li> </ul> </li> </ul>	



Do you?	
<ul style="list-style-type: none"> <li>• understand what AMEP helps with</li> </ul>	
<ul style="list-style-type: none"> <li>• know why speaking English is important if you want to                             <ul style="list-style-type: none"> <li>◦ study</li> <li>◦ find work</li> </ul> </li> </ul>	
<ul style="list-style-type: none"> <li>• know the education system has two parts                             <ul style="list-style-type: none"> <li>◦ private</li> <li>◦ public – government</li> </ul> </li> </ul>	
<ul style="list-style-type: none"> <li>• know the difference between public education and private education</li> </ul>	
<ul style="list-style-type: none"> <li>• understand that education is free in government schools</li> </ul>	
<ul style="list-style-type: none"> <li>• know what you need to do when it comes to your child's education</li> </ul>	
<ul style="list-style-type: none"> <li>• understand there are ways you can keep studying when you are an adult</li> </ul>	
<ul style="list-style-type: none"> <li>• know you can have your qualifications translated into English for free</li> </ul>	

Can you?	
<ul style="list-style-type: none"> <li>• use important words about school, education and learning</li> </ul>	
<ul style="list-style-type: none"> <li>• compare what your education was like with what education is like in Australia</li> </ul>	

Can you?	
<ul style="list-style-type: none"> <li>• make choices about education for your children</li> </ul>	
<ul style="list-style-type: none"> <li>• talk about ways you can keep studying when you are an adult</li> </ul>	
<ul style="list-style-type: none"> <li>• name services that can help people who want to study</li> </ul>	

Can you do these?	
<ul style="list-style-type: none"> <li>• use an interpreter to help you when you meet with your child's teacher</li> </ul>	
<ul style="list-style-type: none"> <li>• find, choose and enrol in courses that will help you develop your skills</li> </ul>	
<ul style="list-style-type: none"> <li>• enrol your children in a school near your home and complete any documents the school needs from you</li> </ul>	
<ul style="list-style-type: none"> <li>• understand that if your child is away, the school needs you to send a written note telling them why</li> </ul>	
<ul style="list-style-type: none"> <li>• know when the school holidays are and find ways to take care of your children when there is no school</li> </ul>	



Do you?	
<ul style="list-style-type: none"> <li>• understand that all people are equal under Australian law</li> </ul>	
<ul style="list-style-type: none"> <li>• understand the freedoms people are given by Australian law</li> </ul>	
<ul style="list-style-type: none"> <li>• understand that the police are to be:                             <ul style="list-style-type: none"> <li>○ respected</li> <li>○ not feared</li> </ul> </li> </ul>	
<ul style="list-style-type: none"> <li>• understand that the law does not allow any form of                             <ul style="list-style-type: none"> <li>○ domestic or family violence</li> <li>○ sexual assault</li> </ul> </li> </ul>	
<ul style="list-style-type: none"> <li>• understand you cannot give money or gifts to government officials, including police officers</li> </ul>	
<ul style="list-style-type: none"> <li>• know there are laws about                             <ul style="list-style-type: none"> <li>○ owning and driving your car</li> <li>○ sexuality</li> <li>○ drinking alcohol</li> <li>○ smoking tobacco</li> <li>○ violence</li> </ul> </li> </ul>	
<ul style="list-style-type: none"> <li>• know that religious laws do not have as much power as Australian laws</li> </ul>	



Can you?	
<ul style="list-style-type: none"> <li>name things you expect could be against the law in Australia</li> </ul>	
<ul style="list-style-type: none"> <li>know who you could contact to get support for legal problems</li> </ul>	
<ul style="list-style-type: none"> <li>describe what domestic violence is and what you can do about it</li> </ul>	

Can you do these?	
<ul style="list-style-type: none"> <li>contact the police if you are in trouble</li> </ul>	
<ul style="list-style-type: none"> <li>contact someone who can support you when you have a legal problem</li> </ul>	
<ul style="list-style-type: none"> <li>contact someone who can help you if you have problems in your family</li> </ul>	

# Employment



Do you?	
<ul style="list-style-type: none"> <li>• understand that lots of people will try and get the same job as you</li> </ul>	
<ul style="list-style-type: none"> <li>• understand your qualifications from your home country can be recognised in Australia</li> </ul>	
<ul style="list-style-type: none"> <li>• understand learning English is important when you are trying to find a job</li> </ul>	
<ul style="list-style-type: none"> <li>• understand why jobs are given to people who have the right                             <ul style="list-style-type: none"> <li>○ skills</li> <li>○ qualifications</li> </ul> </li> </ul>	
<ul style="list-style-type: none"> <li>• understand                             <ul style="list-style-type: none"> <li>○ the rights you have when you have been given a job</li> <li>○ the things you need to do when you have been given a job</li> </ul> </li> </ul>	
<ul style="list-style-type: none"> <li>• know how you should                             <ul style="list-style-type: none"> <li>○ apply for a job</li> <li>○ speak and act during a job interview</li> </ul> </li> </ul>	
<ul style="list-style-type: none"> <li>• know you can have your qualifications translated into English for free</li> </ul>	

Can you?	
<ul style="list-style-type: none"> <li>• know and use important words about looking for and finding a job</li> </ul>	
<ul style="list-style-type: none"> <li>• see when there is a chance you could get a job</li> </ul>	
<ul style="list-style-type: none"> <li>• list the things you can do to find work in Australia</li> </ul>	
<ul style="list-style-type: none"> <li>• develop the ways you communicate so you can use them in a job interview, including               <ul style="list-style-type: none"> <li>○ verbal – what you say</li> <li>○ non-verbal – body language and gestures</li> </ul> </li> </ul>	


Can you do these?	
<ul style="list-style-type: none"> <li>• write all your important information on documents they give you when you apply for a job</li> </ul>	
<ul style="list-style-type: none"> <li>• write a               <ul style="list-style-type: none"> <li>○ resume</li> <li>○ cover letter</li> </ul> </li> </ul>	
<ul style="list-style-type: none"> <li>• use the internet to look for a job</li> </ul>	
<ul style="list-style-type: none"> <li>• do what you need to so the qualifications you already have can be recognised in Australia</li> </ul>	



Do you?	
<ul style="list-style-type: none"> <li>understand that most people use the internet to do their banking</li> </ul>	
<ul style="list-style-type: none"> <li>understand it can cost a lot to live in Australia</li> </ul>	
<ul style="list-style-type: none"> <li>understand what credit is for</li> </ul>	
<ul style="list-style-type: none"> <li>know the risk you are taking by using credit cards</li> </ul>	
<ul style="list-style-type: none"> <li>understand what payments you might get from Centrelink and how much they are</li> </ul>	
<ul style="list-style-type: none"> <li>know the main banks in Australia and how they work</li> </ul>	

Can you?	
<ul style="list-style-type: none"> <li>identify the money used in Australia</li> </ul>	
<ul style="list-style-type: none"> <li>say what Australian money is worth compared to the money where you are from</li> </ul>	
<ul style="list-style-type: none"> <li>work out ways to keep the costs low when you are taking care of your home and family</li> </ul>	
<ul style="list-style-type: none"> <li>know and use important words about money and banking</li> </ul>	

Can you do these?	
<ul style="list-style-type: none"> <li>put money in and take money out using an ATM</li> </ul>	
<ul style="list-style-type: none"> <li>use EFTPOS services to pay for items</li> </ul>	
<ul style="list-style-type: none"> <li>put together a budget for your home and family</li> </ul>	



Do you?	
<ul style="list-style-type: none"> <li>• understand the flight to Australia is very long and you may have to make a transit stop</li> </ul>	
<ul style="list-style-type: none"> <li>• understand what services you will be given on the plane</li> </ul>	
<ul style="list-style-type: none"> <li>• understand someone will meet you at the airport when you arrive in Australia</li> </ul>	
<ul style="list-style-type: none"> <li>• know what items you can take with you to Australia</li> </ul>	
<ul style="list-style-type: none"> <li>• know what items you cannot take with you to Australia</li> </ul>	

Can you?	
<ul style="list-style-type: none"> <li>• understand the information on your travel documents</li> </ul>	
<ul style="list-style-type: none"> <li>• describe the details of your flight, including                             <ul style="list-style-type: none"> <li>○ flight number</li> <li>○ departure time – when the flight leaves</li> </ul> </li> </ul>	
<ul style="list-style-type: none"> <li>• describe the things you need to do at the airport before you get on your flight, including                             <ul style="list-style-type: none"> <li>○ check-in</li> <li>○ security</li> <li>○ immigration clearance</li> </ul> </li> </ul>	
<ul style="list-style-type: none"> <li>• describe the things you need to do at the airport after you get off your flight, including                             <ul style="list-style-type: none"> <li>○ immigration clearance</li> <li>○ collecting your check-in baggage</li> <li>○ passing through quarantine</li> </ul> </li> </ul>	



**For further information please contact [AUSCO@dss.gov.au](mailto:AUSCO@dss.gov.au)**